

What to Expect for 9th Grade? And How to Be Successful!



SLC for a Smooth Transition

- All 9th graders are placed in a Small Learning Community.
- Each SLC community has common teachers for Biology, English, World History II.
- Similar to the middle school model.
- SLC teachers meet regularly.



Summer Orientation for a Smooth Transition

Friday August 24th
8:15-10:30



- Meet SLC teachers, counselors, and administrators.
- Upperclassmen panel for Q&A session.
- Purchase locks for hall and PE lockers.
- Pay freshman class dues.
- Attend activities fair.
- Tour the building on your own.

Connect Mentor Program for a Smooth Transition

- Connect Mentors are 11th or 12th graders.
- On the first day of school from 8:19 to 10:55 only 9th graders are allowed in the building.
- Connect Mentors have a full agenda with important information, team-building, tours, and more.
- Connect Mentors continue to “connect” with 9th graders throughout the year with monthly GP (Generals Periods) activities and additional drop-in sessions.



SPECIAL First Day of School Schedule

<i>Freshman Orientation Only</i>	8:19 – 10:55 Freshman Orientation			
Zero period	10:40 – 10:54 (14 minutes)			
1st period	11:00 – 11:16 (16 minutes)			
2nd period	11:22 – 11:38 (16 minutes)			
3rd period	A lunch 11:38 – 12:16 (38 minutes)	Class 3A 11:44 – 12:54 (70 minutes)	Class 3B 11:44-12:16 (32 minutes)	
	B lunch 12:16 – 12:54 (38 minutes)			Class 3C 12:22 – 1:32 (70 minutes)
	C lunch 12:54 – 1:32 (38 minutes)		Class 3B 1:00 – 1:32 (32 minutes)	
4th period	1:38 – 1:54 (16 minutes)			
5th period	2:00 – 2:16 (16 minutes)			
6th period	2:22 – 2:38 (16 minutes)			
7th period	2:44 – 3:01 (17 minutes)			

Helpful Tips to Make 9th Grade Successful

Tip #1

- Memorize the block schedule.

W Day	L Day
Early Period 7:30-8:12	Early Period 7:30-8:12
Period 1 8:19-9:45	Period 2 8:19-9:45
Period 3 9:52-10:37	Period 3 9:52-10:37
Generals Period 10:44-11:19	Generals Period 10:44-11:19
A lunch 11:19-11:57	A lunch 11:19-11:57
Period 5A 12:04-1:29	Period 4A 12:04-1:29
-----	-----
Period 5B-1 11:26-12:07	Period 4B-1 11:26-12:07
B lunch 12:07-12:45	B lunch 12:07-12:45
Period 5B-2 12:49-1:29	Period 4B-2 12:49-1:29
-----	-----
Period 5C 11:26-12:51	Period 4C 11:26-12:51
C lunch 12:51-1:29	C lunch 12:51-1:29
Period 7 1:36-3:01	Period 6 1:36-3:01

Helpful Tips to Make 9th Grade Successful

Tip #2

- Organize the **night before** and make sure to have the correct **W** or **L** Day materials.
- Some students have two backpacks or two folders for HW; one for L Day and another for W Day. Think about what works best.



Helpful Tips to Make 9th Grade Successful

Tip #3



- Copy down assignments.
- All students are given W-L planner.
- Most teachers even allow students to use their phones for recording homework assignments. Ask!



Helpful Tips to Make 9th Grade Successful

Tip #4

- Start HW **on the day** it is assigned! Don't let the block scheduling be an excuse to procrastinate.
- Most teachers have a W-L webpage or post assignments on Canvas.



Helpful Tips to Make 9th Grade Successful

Tip #6

- Chunk longer assignments and readings.
- Intensified courses will have an increase load of work.
- Plan ahead.



Helpful Tips to Make 9th Grade Successful

Tip #7

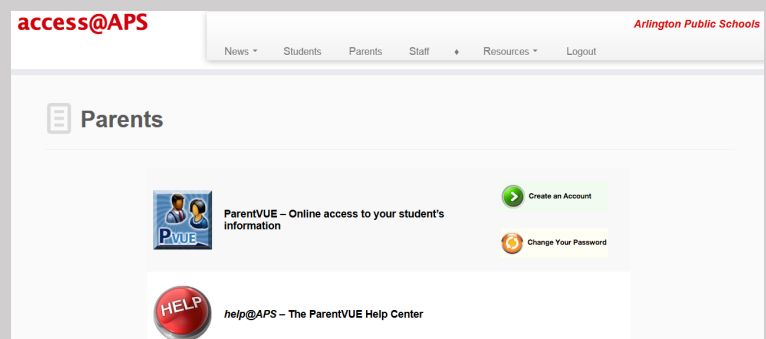
- Get help early!
- Zero Period
 - Math and Science
- Generals Period
- Lunch Labs
 - English, Math, Science, Social Studies
- After School



Helpful Tips to Make 9th Grade Successful

Tip #8

- Check ParentVue.
- Even better, have students check StudentVue.



Helpful Tips to Make 9th Grade Successful

Tip #9

- Get involved!
 - Over 100 Clubs and Societies at W-L
 - Sports
- Studies show that the more students are involved, the better they do in school.



Helpful Tips to Make 9th Grade Successful

Tip #10

- Remember to have balance!
 - Get enough sleep.
 - Eat properly, especially breakfast.
 - Do some physical activity.
 - Have fun with family and friends.

